

MALIBU VAN

THE NUMBER-ONE PREMIUM CAMPER VAN



Price list
25.1 DE-EN
VALID FROM 01/08/2024

malibu
a company of carthago

Malibu Van

Legal and technical tips for choosing your Motorhome	3-6
Overview of models	7
Class comparison	8-9
Malibu Van Compact: Our everyday camper Van with short vehicle lengths of under 6 metres	
Malibu Van comfort: The king of comfort	
Malibu Van Diversity: A versatile camper Van with XL comfort kitchen and spacious interior	
Malibu Van First Class - Two Rooms: Innovative layout with unique two-room concept	
Standard equipment	10-12
Prices and technical data	13-14
Equipment packages	15-16
Special equipment	17-18
Foot notes / general notes	19



IMPORTANT LEGAL AND TECHNICAL INFORMATION FOR THE SELECTION AND CONFIGURATION OF YOUR MOTORHOME

Each Motorhome is only approved for a certain maximum weight on the road, which must not be exceeded under any circumstances when driving. When you select and configure your Motorhome or Van (hereinafter referred to as: "Motorhome"), the technical and legal limits for the weight of the Motorhome are therefore extremely important. These play a decisive role in the configuration, particularly when the additional equipment is being selected (equipment packages, special equipment and options).

The technical and legal requirements for the weight of your Motorhome are regulated in EU Implementing Regulation No. 2021/535 (until June 2022: EU Implementing Regulation No. 1230/2012). This applies uniformly within the European Union. In order to make it easier for you to select and configure your Motorhome in compliance with legal and technical requirements, the key terms and requirements of this regulation are explained in the following, and you are provided with some information that is extremely important when you are configuring your vehicle and selecting your additional equipment (equipment packages, special equipment and options) from the items that are available from the factory. Please read this information carefully before configuring and ordering your vehicle. Our dealers will provide you with additional assistance in selecting and configuring your Motorhome.

1. TECHNICALLY PERMISSIBLE GROSS VEHICLE WEIGHT

The technically permissible gross vehicle weight describes the layout-based maximum permissible weight specified by the manufacturer that your Motorhome is allowed to weigh when loaded (e.g. 3,500 kg, 4,500 kg). This is entered in Part I of the registration certificate. You can find information about the technically permissible gross vehicle weight for each layout in the technical data which is shown in our sales documents (e.g. in the price lists).

Illustration in the price list:

COMPACT COMFORT		
	compact	
	540 DB	600 LE
Base vehicle	Fiat Ducato 35 light	Fiat Ducato 35 light
Base engine	Diesel 2.2 l (140 HP / 103 kW)	Diesel 2.2 l (140 HP / 103 kW)
length / width / height (mm)***	5,410 / 2,100 / 2,590	5,990 / 2,100 / 2,590
Wheel base (mm)	3,450	4,035
Headroom in living area (mm)	1,900	1,900
Technically permissible gross vehicle weight (kg) ⁵²⁾	3,500	3,500 / 4,000*
Weight in running order (kg) ⁷⁾	2,754 (2,616 - 2,892)	2,864 (2,721 - 3,007)
Max. weight of additional equipment in series production specified by the manufacturer (kg) ⁵⁰⁾	396	279
Max. towing capacity (kg) ¹⁵⁾	2,500	2,500
Max. number of seats with 3-point safety belt while driving ⁵⁰⁾	4	4

The technically permissible gross weight of the vehicle (e.g. 3,500 kg) must not be exceeded under any circumstances while driving. If the vehicle exceeds the technically permissible gross weight while driving, this constitutes a regulatory offence which may be punishable with a fine. We therefore urgently advise you to check this before each journey and ensure that you and your vehicle do not exceed the technical permissible gross weight (e.g. 3,500 kg).

2. WEIGHT IN RUNNING ORDER

The weight in running order corresponds to the (unladen) weight of the vehicle with standard factory equipment (including lubricants, tools, tyre repair kit and a fuel tank that is 90% full) plus a statutory default weight of 75 kg for the driver.

The weight in running order essentially comprises the following items:

- the unladen weight of the vehicle with the main cabin including filled operating fluids such as lubricating grease, oils and coolants;
- the standard equipment, i.e. all equipment items which are included as standard in the vehicle;
- a fresh water tank that is 100% full when driving (fill for driving in accordance with the manufacturer's specifications. You will find the manufacturer's information about filling the vehicle for driving in the sales documents (e.g. in the price lists). This is 20 l or 50 l depending on the model series) and an aluminium gas bottle that is 100% full, weighing 16 kg;
- a fuel tank that is 90% full;
- the driver, whose weight is set at a default value of 75 kg, regardless of the driver's actual weight.

The weight in running order is therefore the basic configuration of the vehicle model you have selected with standard equipment plus a statutory default weight of 75 kg for the driver. This changes after selecting additional equipment (equipment packages, special equipment, options).

You will find information about the weight in running order for each layout in our sales documents (e.g. in the price lists).

It is important that the value specified in our sales documents for the weight in running order is a standard value which is determined during the type approval procedure and checked by the authorities. It is legally permissible and possible that, due to production-related tolerances, the weight in running order of the vehicle delivered to you will differ from the nominal value specified in the sales documents. The legally permissible tolerance is $\pm 5\%$. The EU legislator has taken into account the fact that there are certain fluctuations in the weight in running order due to fluctuations in the weight of the supplied parts as well as process and weather-related factors. Please take this into consideration when you are selecting and configuring your Motorhome.

3. MAXIMUM NUMBER OF SEATS PERMITTED / WEIGHT OF PASSENGERS

The maximum number of seats permitted while driving is determined by us as the manufacturer during the type approval procedure. The weight of the passengers results from the maximum number of permitted seats. The weight of the passengers is a default amount of 75 kg for each approved seat which we as the manufacturer have provided for the vehicle, regardless of what the passengers actually weigh. This is also a legally prescribed calculation. Since the weight of the driver is already included in the weight in running order, i.e. 75 kg (see section 2), this is not taken into consideration in the weight of the passengers. In a Motorhome with four approved seats, the weight of the passengers is $3 \times 75 \text{ kg} = 225 \text{ kg}$.

The specification of the maximum number of seats permitted refers to the respective vehicle weight in a standard set-up without additional equipment, and specifies the maximum possible number of persons who can be seated while driving.

However, the number of these seats depends on the weight and axle load. It can therefore be reduced by the installation of additional equipment (i.e. by choosing equipment packages, special equipment and options), or depending on the model it may only be achieved by increasing the technically permissible gross vehicle weight and/or omitting additional equipment.

4. ACTUAL WEIGHT AND ADDITIONAL EQUIPMENT

The weight in running order (see section 2) and the weight of the factory-installed additional equipment (equipment packages, special equipment, options) in a specific vehicle are collectively referred to as the actual weight of the vehicle.

Please note that the actual weight which is specified in the Certificate of Conformity (CoC) is also a standard value. Since the weight in running order – as part of the actual weight – has a legally permissible tolerance of $\pm 5\%$ (see section 2 on this), the actual weight can deviate from the specified nominal value accordingly.

You can find information about the actual weight of your vehicle after it has been handed over in section 13.2 of the Certificate of Conformity (CoC), which will be given to you by your dealer when the handover takes place.

According to the legal definition, the so-called additional equipment includes all optional equipment parts not included in the standard equipment, which are fitted to the vehicle by the manufacturer (i.e. ex works) and can be ordered by the customer (e.g. awning, bicycle or motorcycle rack, satellite system, solar system, oven etc.). Information about the individual or package weights of the equipment packages, special equipment and options which can be ordered can be found in our sales documents. Other accessories that are retrofitted after delivery of the vehicle from the factory by the dealer or by you personally are not included in the special equipment in this sense.

Sample calculation illustrating these (permissible) production-related weight deviations:

Weight in running order according to sales documents:	2,900 kg
Legally permissible tolerance of $\pm 5\%$:	145 kg
Legally permissible range of weight in running order:	2,755 to 3,045 kg

The specific range of permissible weight deviations for the weight in running order for each layout can be found in the technical data shown in our sales documents. As a manufacturer, we endeavour to restrict weight fluctuations to the minimum possible in the production process. Deviations above and below within the legally permissible tolerance range therefore only occur very rarely. However, in spite of constant technical optimization of the production process, these cannot be completely avoided.

In order to ensure that all of the vehicles which are actually delivered comply with the legally permissible tolerance, the actual weight of the vehicle and compliance with the permissible tolerance of $\pm 5\%$ is checked by us as the manufacturer by weighing the vehicle upon completion in the production area at the end of the production line. Your dealer will inform you of the actual weight of your vehicle as measured at the end of the production line. This gives you full transparency about any weight discrepancies that may be present in your vehicle.

5. MANUFACTURER'S SPECIFIED MAXIMUM WEIGHT FOR ADDITIONAL EQUIPMENT AND PAYLOAD

Since the installation of additional equipment is also subject to legal and technical limits, we determine the value of the maximum weight of additional equipment which can be fitted to the vehicle in addition to the standard equipment (e.g. by selecting equipment packages and/or special equipment) for each layout and vehicle. This value must not be exceeded when you are selecting and configuring your vehicle.

The specification of the weight of additional equipment defined by the manufacturer can be found in our sales documents (e.g. in the price lists).

COMPACT | COMFORT



	compact	
	540 DB	600 LE
Base vehicle	Fiat Ducato 35 light	Fiat Ducato 35 light
Base engine	Diesel 2.2 l (140 HP / 103 kW)	Diesel 2.2 l (140 HP / 103 kW)
length / width / height (mm)**	5,410 / 2,100 / 2,590	5,990 / 2,100 / 2,590
Wheel base (mm)	3,450	4,035
Headroom in living area (mm)	1,900	1,900
Technically permissible gross vehicle weight (kg) ⁵²⁾	3,500	3,500 / 4,000*
Weight in running order (kg) ⁷⁾	2,754 (2,616 - 2,892)	2,864 (2,721 - 3,007)
Max. weight of additional equipment in series production specified by the manufacturer (kg) ⁵¹⁾	396	279
Max. towing capacity (kg) ¹⁵⁾	2,500	2,500
Max. number of seats with 3-point safety belt while driving ⁵⁰⁾	4	4

The maximum weight for additional equipment specified by the manufacturer is intended to ensure that the legally prescribed minimum payload is also actually available for the vehicle payload after delivery of a vehicle by the manufacturer. This means that only a certain amount of additional equipment can be ordered and installed in the factory, in order to leave a sufficient weight allowance available for luggage and other accessories (the so-called payload) without exceeding the technically permissible gross weight.

The payload is calculated by subtracting the weight in running order (nominal value as per sales documents, see section 2), the weight of the passengers (see section 3), and the manufacturer's specified maximum weight for additional equipment, from the technically permissible gross vehicle weight (see section 1).

For Motorhomes, the European legislation prescribes a fixed minimum payload, which must remain for luggage or other accessories which are not installed in the factory. This minimum payload is calculated as follows:

$$\text{Minimum payload in kg} \geq 10 * (n + L)$$

Whereby the following applies: "n" = maximum number of passengers plus the driver and "L" = total length of vehicle in metres (including decimal places).

For a Motorhome with a length of 7 m and 4 approved seats (including the driver), the minimum payload is $10 \text{ kg} * (4 + 7) = 110 \text{ kg}$, for example.

When you are configuring your Motorhome, please note that the payload must not fall below the minimum.

To ensure that the minimum payload is adhered to, there is a maximum combination of additional equipment which can be ordered for each vehicle model. In the above-mentioned example with a minimum payload of 110 kg, the gross weight of the additional equipment for a vehicle with four approved seats (including the driver) and a weight in running order of 2,900 kg should be a maximum of 265 kg:

3,500 kg	Technically permissible gross vehicle weight
- 2,900 kg	Weight in running order
- 3 x 75 kg	Weight of passengers
- 110 kg	Minimum payload
= 265 kg	Additional equipment

Please note that this calculation is based on the standard value specified in the type approval procedure for the weight in running order, without taking into account the permissible weight deviations for the weight in running order (see section 2). If the maximum permissible value for the additional equipment of 265 kg (in the example) is almost or completely exhausted, an upward deviation of the weight in running order can therefore result in the minimum payload of 110 kg being complied with mathematically based on the standard value of the weight in running order, but without an actual corresponding available payload option.

Here, too, is a sample calculation for a vehicle with four permitted seats, whose actual weighed weight in running order is 1% above the nominal value:

3,500 kg	Technically permissible gross vehicle weight
- 2,929 kg	Actual weight of the vehicle in running order (+ 1% compared to the 2,900 kg specified in the sales documents)
- 3 x 75 kg	Weight of passengers
-265 kg	Weight of additional equipment
= 81 kg	Actual available payload (< minimum payload of 110 kg); in this example, the minimum payload is therefore undershot by 29 kg

In order to avoid falling below the minimum payload, the weight of additional equipment which can be ordered is reduced by the manufacturer depending on the layout. This limit on additional equipment should ensure that the minimum payload, i.e. the legally prescribed free weight for luggage and other accessories in vehicles delivered by the manufacturer is actually available for the vehicle payload.

Due to the production process, the actual weight of the specific vehicle is only ascertained when weighed at the end of the production line, which means it cannot be fully ruled out that in exceptional cases, despite this limit on additional equipment, situations can arise in which the minimum payload is not guaranteed at the end of the production line. In order to ensure the minimum payload in these cases, the manufacturer will collaborate with you and your dealer before delivery of the vehicle to check if the vehicle's technically permissible gross weight has been increased, if the permitted number of seats has been reduced, or if additional equipment has been removed to reduce the weight, so that you are delivered a vehicle that provides you with the legal minimum payload. The specification of the weight of additional equipment defined by the manufacturer can be found in our sales documents (e.g. in the price lists.).

Illustration in the price list:

Article no.		€ incl. 19 % VAT	kg
Fiat Ducato chassis			
Engine variants left-hand drive 6e (Light Duty)			
310050	Engine 140 HP/ 103 kW, Euro 6e, f35 light, manual transmission, left-hand drive ^{15) 20)}	Standard	-
310051	Engine 140 HP/ 103 kW, Euro 6e, f35 light, 8-speed automatic torque converter, left-hand drive ^{14) 15) 20)}	3,99	60
310052	Engine 140 HP/ 103 kW, Euro 6e, f40 light, manual transmission, left-hand drive ^{9) 15) 20)}	1,35	40
310053	Engine 140 HP/ 103 kW, Euro 6e, f40 heavy, 8-speed automatic torque converter, left-hand drive ^{9) 14) 15) 20)}	5,34	60
310055	Engine 180 HP / 132 kW, Euro 6e, f35 light, 8-speed automatic torque converter, left-hand drive ^{14) 15) 20)}	8,5	60
Engine variants left-hand drive V1e (Heavy Duty)			
310068	Engine 140 HP / 103 kW, Euro V1e, f40 heavy, 8-speed automatic torque converter, left-hand drive ^{9) 15) 20) 14)}	5,6	60
310071	Engine 180 HP / 132 kW, Euro V1e, f40 heavy, 8-speed automatic torque converter, left-hand drive ^{9) 14) 15) 20)}	10,11	60
Other chassis options Fiat			
331615	Fiat full LED headlights	1,35	0
310686	Removable tow bar ^{15) 20)}	1,35	36
310305	Double leaf spring rear axle on f35 chassis	270	17

The extra weight of additional equipment (all equipment parts not included in the standard equipment) increases the actual weight of the vehicle (= weight in running order plus the selected additional equipment) and reduces the payload. The specified value shows the additional weight compared to the standard equipment for the respective floor plan. The total weight of the selected additional equipment (equipment packages, special equipment and options) must not exceed the maximum weight for additional equipment specified by the manufacturer.

6. HOW TOLERANCES IN THE WEIGHT IN RUNNING ORDER AFFECT THE PAYLOAD

Regardless of the minimum payload, you should also note that unavoidable production-related fluctuations in the weight in running order have an effect on the remaining available payload:

If you order our example vehicle (see section 5) with additional equipment with a gross weight of 150 kg, the calculated payload is 225 kg based on the default value for the weight in running order. Due to the tolerances, the payload that is actually available may deviate from this value and may be higher or lower. If the weight of your vehicle in running order is about 1% higher than the weight specified in the sales documents, the available payload is reduced from 225 kg to 196 kg:

3,500 kg	Technically permissible gross vehicle weight
- 2,929 kg	Actual weight of the vehicle in running order (+ 1% compared to the 2,900 kg specified in the sales documents)
- 3 x 75 kg	Weight of passengers
- 150 kg	Additional equipment ordered for the specifically configured vehicle
= 196 kg	Actual available payload

In order to ensure that the calculated payload is actually available, you should therefore take into account the possible and permissible tolerances for the weight in running order as a precaution when selecting and configuring your vehicle. In addition, we strongly recommend that the loaded Motorhome is weighed on a non-automatic weighing scales before each journey and that the technically permissible gross vehicle weight and the technically permissible gross weight on the axle are complied with, taking into account the individual weight of the passengers.



More information available online!



	540 DB	600 LE	600 DB	640 LE	600 DB K	640 LE K	640 LE RB
	Compact		comfort		Diversity		First Class - Two Rooms
Overhead storage cabinet above driver's cab with front flap	X		X		X		X

MIT "CHARMING" EXCLUSIVE LINE AVAILABLE

Coupé: with increased interior height in the driver's cab	-		○		○		○
GT Skyview: With panoramic roof dome above driver's cab	-		○		○		○

AVAILABLE WITH POP-UP ROOF FAMILY-FOR-4 PACKAGE

Pop-up roof family-for-4 package: with hybrid pop-up roof	○		○		○		○
--	---	--	---	--	---	--	---

WORLDS OF STYLE

Cherry Classic	X		X		X		X
Cherry Style	○		○		○		○

FRIDGE OVERVIEW

70-litre compressor fridge	-		X		-		-
84-litre compressor fridge	X		-		X		X
138-litre compressor fridge	-		○		-		-

X standard
 ○ Option
 - not possible

MALIBU VAN COMPACT

OUR EVERYDAY CAMPER WITH SHORT VEHICLE LENGTHS OF UNDER 6 METRES

A flexible all-rounder, perfect for use in the city and ideal as a second car. Maximum comfort in an extra-short vehicle thanks to clever, compact use of space.

540 DB, 600 LE models



Compact kitchen



84-litre compressor fridge in universal cabinet



Space-saving compact bathroom



Bed access height just 64 cm (54 DB)



Large linen cupboard / wardrobe



Two Worlds of Style



Available as an option with pop-up roof family-for-4

MALIBU VAN COMFORT

THE KING OF COMFORT

Added comfort thanks to the fridge at a comfortable grip height. Maximum kitchen comfort with additional worktop and shelf space, as well as extra-wide kitchen drawers. Fridge in separate, ceiling-high combination cabinet. Universal wardrobe underneath, further wardrobes under the rear bed.

600 DB, 640 LE models



comfort kitchen incl. worktop extension



70-litre fridge at comfortable grip height



XL "1000" flexible bathroom



Wardrobe with up to 100 cm internal height



Large, versatile rear storage compartment



Two Worlds of Style



Available as an option with "Charming" exclusive line



Available as an option with pop-up roof family-for-4

"Charming" exclusive line



EXCLUSIVE LINE

EXCLUSIVE MODELS IN **COUPÉ** OR **GT SKYVIEW** VERSION WITH EXCLUSIVE "CHARMING" EQUIPMENT

Available for Malibu Van comfort, Diversity, First Class - Two Rooms

GT Skyview: Omission of overhead storage cabinet, replaced with panoramic roof dome with leather roof liner from driver's cab to above seating area

Coupé: Omission of overhead storage cabinet, replaced with ceiling canopy that extends right through to the driver's cab, with indirect ambient lighting and a practical storage shelf above the driver's cab

- Chassis Plus package as standard
- Additional exterior graphics with globe symbol and "Charming" lettering
- Leather steering wheel and gear knob, Fiat Ducato 16-inch alloy wheels, radiator grille in high-gloss black, headlight frame in black, body-coloured bumper
- Additional shelf on overhead storage cabinet in entrance area
- LED ambient lighting upgrade Indirect ambient lighting on driver's and passenger's sides, LED ambient lighting on double floor at lounge seating area
- Technical panel in entrance area

MALIBU VAN DIVERSITY

A VERSATILE CAMPER VAN WITH AN XL COMFORT KITCHEN AND SPACIOUS INTERIOR

Spacious feel with loads of room to move and open lines of sight XL comfort kitchen with high-performance 84-litre compressor fridge in separate universal combination cabinet, extra-large worktop and shelf spaces, as well as extra-wide and deep kitchen drawers with clever storage concept.

600 DB K, 640 LE K models



More room to move



XL comfort kitchen with extra-large worktop



84-litre compressor fridge in universal cabinet



XL "1000" flexible bathroom



Large wardrobe below rear bed



Two Worlds of Style



Available as an option with "Charming" exclusive line



Available as an option with pop-up roof family-for-4

MALIBU VAN FIRST CLASS - TWO ROOMS

INNOVATIVE LAYOUT WITH UNIQUE TWO-ROOM CONCEPT AND SPACIOUS FEEL

Amazing feeling of space with loads of room to move. Multifunctional washroom with partition door to living area and changing room function. Changing room extension thanks to washroom wall that swings inwards.

640 LE RB model



Premium kitchen



Two-room concept with partition door



84-litre compressor fridge at front of kitchen



Universal high cabinet



XL "1000+" flexible bathroom with changing room function



Large wardrobe / linen cupboard under rear bed



Two Worlds of Style



Available as an option with "Charming" exclusive line



Available as an option with pop-up roof family-for-4

Pop-up roof family-for-4

FAMILY-FOR-4

POP-UP ROOF

FOUR FULL-SIZED BERTHS WITH POP-UP ROOF IN UNIQUE HYBRID CONSTRUCTION

Available for Malibu Van Compact, Diversity, First Class - Two Rooms

- "Protect" GRP roof covering to shield the pop-up roof from hail and external damage
- Four full-sized berths with a lying surface of 203 x 135 cm in the pop-up roof
- Malibu PREMIUM window in washroom for adequate ventilation (not 540 DB, 600 LE models)
- Front roof spoiler as standard to minimise wind noise (not GT Skyview version)
- Pop-up roof in ultra-sturdy hybrid sandwich construction (GRP/RTM hard foam/aluminium and plastic design elements on sides)
- Low self-weight of just 105 kg
- Rain gutter above sliding door
- Also available in conjunction with "Charming" exclusive line (Coupé or GT Skyview)
- USB socket in hybrid pop-up roof available as an option
- Mini-Heki skylight in hybrid pop-up roof available as an option

MORE OF EVERYTHING AS STANDARD



HUGE STORAGE COMPARTMENT WITH EASY ACCESS

- Large storage compartment in double floor at lounge seating area with Floor Hatch and high-quality hinges
- Large storage drawers at front of bench seat with additional storage compartment inside bench seat
- Large wardrobes in all models
- Accessible rear storage compartment thanks to fold-up beds on both sides



BEST TRAVEL AND LIVING COMFORT IN THE VAN CLASS







- Large kitchen worktop thanks to flush-mounted, fold-up worktop extension and multifunctional, flush-mounted sink cover incl. chopping board
- XL "1000" flexible bathroom with huge shower cubicle that can be divided off thanks to the swivel-away toilet
- Extra-large bed surfaces with high-quality cold foam mattress for outstanding sleeping comfort



PREMIUM FINISH AND FIRST-CLASS FURNITURE CONSTRUCTION

- Extensive body insulation: Floor panel and ceiling panel with RTM hard foam insulating core
- Cold-bridge-free lined side walls and vehicle body frame members with polyurethane insulating foam mats
- Malibu premium window with surrounding frame and double seal system for rain and splash protection
- Microfibre, climate-regulating lining on interior walls and ceiling – for optimal insulation and prevention of creaking noises while driving
- Modern interior window trim for side window at lounge seating area and rear window
- Furniture with double connection technology: Furniture is screwed together and mortised
- High-quality, robust metal hinges and clasps

	540 DB	600 LE	600 DB	640 LE	600 DBK	640 LEK	640 LE RB
Base vehicle							
Fiat Ducato 35 light chassis, high-roof Van, front-wheel drive	X	X	X	X	X	X	X
2.2 l diesel Multijet 3 with Adblue (19 l), 140 HP / 103 kW, 4 cylinders, 350 Nm, Euro 6e, 6-speed transmission	X	X	X	X	X	X	X
All-weather tyres (M+S)	X	X	X	X	X	X	X
15-inch steel wheels for incl. Malibu wheel trims	X	X	X	X	X	X	X
Start / Stop system	X	X	X	X	X	X	X
75-litre fuel tank	X	X	X	X	X	X	X
Daytime driving lights integrated in headlights	X	X	X	X	X	X	X
Side Wind Assist	X	X	X	X	X	X	X
Cruise control	X	X	X	X	X	X	X
ABS, ESP, ASR, electronic immobiliser, hill hold control, hill descent control, traction plus, trailer stability control, collision braking system ³³⁾	X	X	X	X	X	X	X
Driver / passenger airbag ⁹⁾	X	X	X	X	X	X	X
Seat occupancy sensor	X	X	X	X	X	X	X
Manual air-conditioning system	X	X	X	X	X	X	X
Cup holder	X	X	X	X	X	X	X
Central locking with remote control	X	X	X	X	X	X	X
Electric windows on driver's and passenger's sides	X	X	X	X	X	X	X
Fix & Go repair kit	X	X	X	X	X	X	X


	540 DB	600 LE	600 DB	640 LE	600 DBK	640 LE K	640 LE RB
 Main cabin							
6-year water ingress guarantee	X	X	X	X	X	X	X
Exterior colour White	X	X	X	X	X	X	X
Fully insulated floor panel and roof insulation with RTM hard foam	X	X	X	X	X	X	X
Cold-bridge-free lined side walls and vehicle body frame members with polyurethane insulating foam mats	X	X	X	X	X	X	X
Two Malibu PREMIUM WINDOWS in living area with insect screen roller blind and pleated blackout blind	X	X	X	X	X	X	X
Malibu PREMIUM WINDOW in sleeping area with insect screen roller blind and pleated blackout blind	-	-	-	X	-	X	X
Window in rear doors	X	X	X	X	X	X	X
Extra-wide, electrically extendible entrance step with warning buzzer	X	X	X	X	X	X	X
Entrance light / reading light on passenger's side	X	X	X	X	X	X	X
Mechanical closing aid for easy, noise-reducing closing of sliding door	X	X	X	X	X	X	X
 Driver's cab							
Driver's and passenger's seats with tilt adjustment, 180° rotatable, adjustable arm rests on both sides	X	X	X	X	X	X	X
Driver's cab overhead storage cabinet with front flap	X	X	X	X	X	X	X
 Interior design							
Cherry Classic World of Style Furniture in a two-tone look with Noble Cherry finish	X	X	X	X	X	X	X
 Living area							
Living area seat cushions with premium foam core	X	X	X	X	X	X	X
Two designer shelves above lounge seating area	X	X	X	X	X	X	X
Living area table with swivel-out tabletop extension	X	X	X	X	X	X	X
Skylight (70 x 50 cm) above lounge seating area	X	X	X	X	X	X	X
Double connection technology: Furniture parts screwed together and mortised	X	X	X	X	X	X	X
Prop struts, hinges, pull-outs in metal	X	X	X	X	X	X	X
"Ergo" strip handles on furniture doors, easy to use with secure locking	X	X	X	X	X	X	X
 Storage space							
Double floor storage compartment under lounge seating area with large bilge hatch and high-quality hinges	X	X	X	X	X	X	X
Large storage drawer under bench seat, accessible from front and above	X	X	X	X	X	X	X
Storage compartment access via seat bench lid with "one-touch access" without needing to remove the cushion	-	-	X	X	X	X	X
Universal high cabinet between kitchen unit and lengthways single beds	-	-	-	-	-	-	X
Wardrobe							
Wardrobe in rear, integrated in overhead storage cabinet	X	-	-	-	-	-	-
Illuminated universal wardrobe below the fridge with three internal drawers	-	-	X	X	-	-	-
Large wardrobe under lengthways single bed on passenger's side easily accessible from above and from front	-	X	-	X	-	X	X
Two separate wardrobes under crossways rear bed on passenger's side	-	-	X	-	X	-	-
Large linen cupboard with two separate storage compartments under lengthways single bed on driver's side	-	X	-	X	-	X	X
Rear storage compartment / overhead storage cabinets							
Rear beds fold up to allow use of rear storage compartment	X	X	X	X	X	X	X
All-around overhead storage cabinets with open corner shelves	X	-	X	-	X	-	-
Three large overhead storage cabinets on both sides with open corner shelves in rear	-	X	-	X	-	X	X
Additional shelf below overhead storage cabinets on driver's and passenger's sides	X	X	X	X	X	X	X
Additional storage compartments under rear beds	X	X	X	X	X	X	X
 Kitchen							
Worktop with robust finish in slate look	X	X	X	X	X	X	X
Two-ring gas hob with glass cover, stainless steel design, electric igniter	X	X	X	X	X	X	X
Stainless steel sink flush-mounted in worktop	X	X	X	X	X	X	X
High water taps in metal, ceramic seal	X	X	X	X	X	X	X
Extra-wide kitchen drawers with double locking, roller slides and soft-close mechanism	X	X	X	X	X	X	-
Kitchen drawers with roller slides and soft-close mechanism	-	-	-	-	-	-	X
Integrated wooden cutlery organiser	X	X	X	X	X	X	X
Pull-out waste bin integrated in bench seat	-	-	X	X	X	X	X

Standard equipment

	540 DB	600 LE	600 DB	640 LE	600 DB K	640 LE K	640 LE RB
Refrigerator							
84-litre compressor fridge integrated in side kitchen ²⁶⁾	X	X	-	-	-	-	-
70-litre compressor fridge in combination cabinet ²⁶⁾	-	-	X	X	-	-	-
84-litre compressor fridge integrated in universal combination cabinet ²⁶⁾	-	-	-	-	X	X	-
84-litre compressor fridge at front of kitchen, accessible from interior and exterior ²⁶⁾	-	-	-	-	-	-	X
Bathroom Changing room							
Changing room							
Changing room with partition door with swivel function to divide off living area and changing room	-	-	-	-	-	-	X
Washroom wall swings away for more room to move	-	-	-	-	-	-	X
XL "1000" flexible bathroom							
Washroom with space-saving, two-part sliding door	-	-	X	X	X	X	-
Two articulated shutters allow the washroom to be divided off in different ways	-	-	X	X	X	X	X
Swivel-away toilet for optimal use of space	-	-	X	X	X	X	X
Shower head on chrome rail	-	-	X	X	X	X	X
Washbasin base unit	-	-	X	X	X	X	X
Micro-Heki skylight	-	-	X	X	X	X	X
Compact bathroom							
Single-level floor with flush-fitting transition thanks to shower insert	X	X	-	-	-	-	-
Swivel-away toilet and folding washbasin for more space	X	X	-	-	-	-	-
Mini-Heki skylight	X	X	-	-	-	-	-
Sleeping							
Two-part rear beds, heated, ventilated slatted frame across entire vehicle width	X	X	X	X	X	X	X
comfortable bed access via flexible, removable access steps	-	X	X	X	X	X	X
Extra-low bed access	X	-	-	-	-	-	-
Mini-Heki skylight above rear bed	X	X	X	X	X	X	X
Internal window trims with microfibre and fabric cover for side windows and rear doors	X	X	X	X	X	X	X
Cold and shock protection on rear windows	X	X	X	X	X	X	X
On-board utilities							
Water							
Drain valves positioned in the double floor, easily accessible and protected from frost	X	X	X	X	X	X	X
Water supply via submerged pump system	X	X	X	X	X	X	X
Gas							
Gas compartment in rear storage compartment accessible from front (2 x 11 kg, 540 DB model: 2 x 5 kg)	X	X	X	X	X	X	X
Gas stopcocks in kitchen area	X	X	X	X	X	X	X
Electrical system							
Electrical centre under driver's seat	X	X	X	X	X	X	X
230 V sockets in kitchen, bathroom and entrance area (640 LE RB model: kitchen and bathroom)	X	X	X	X	X	X	X
12 V socket in driver's cab	X	X	X	X	X	X	X
Double USB socket in driver's cab	X	X	X	X	X	X	X
230 V external electricity supply via external socket	X	X	X	X	X	X	X
18 A automatic charger, electronic control automatic shut-off in the event of low voltage incl. starter battery charging function	X	X	X	X	X	X	X
Multifunctional panel above entrance door	X	X	X	X	X	X	X
80 Ah on-board gel battery	X	X	X	X	X	X	X
Living area lighting							
Numerous LED spotlights across entire living area	X	X	X	X	X	X	X
Kitchen unit to the outside with LED accent light strip and Malibu branding in chrome	X	X	X	X	X	X	X
Indirect accent lighting in entrance area	X	X	X	X	X	X	X
Work light and ambient lighting can be switched on separately	X	X	X	X	X	X	X

COMPACT | COMFORT


Prices and technical data




Models available with pop-up roof family-for-4 package as an option




Models available in "Charming" exclusive line Coupé oder GT Skyview version




You are advised to consult your dealer about the price that applies at the point in time when sale is agreed!⁴³⁾



Please carefully read the legal notes concerning weight-related information on pages 3-6 before concluding the contract!




Alternatively, you can scan the QR code, and you will also receive all of the important information on the subject of weight!





	Compact		comfort	
	540 DB	600 LE	600 DB	640 LE
Base vehicle	Fiat Ducato 35 light	Fiat Ducato 35 light	Fiat Ducato 35 light	Fiat Ducato 35 light
Base engine	Diesel 2.2 l (140 HP / 103 kW)	Diesel 2.2 l (140 HP / 103 kW)	Diesel 2.2 l (140 HP / 103 kW)	Diesel 2.2 l (140 HP / 103 kW)
length / width / height (mm) ^{***}	5,410 / 2,100 / 2,590	5,990 / 2,100 / 2,590	5,990 / 2,100 / 2,590	6,355 / 2,100 / 2,590
Wheel base (mm)	3,450	4,035	4,035	4,035
Headroom in living area (mm)	1,900	1,900	1,900	1,900
Technically permissible gross vehicle weight (kg) ⁵²⁾	3,500	3,500 / 4,000*	3,500 / 4,000*	3,500 / 4,000*
Weight in running order (kg) ⁷⁾	2,754 (2,616 - 2,892)	2,864 (2,721 - 3,007)	2,854 (2,711 - 2,997)	2,944 (2,797 - 3,091)
Max. weight of additional equipment in series production specified by the manufacturer (kg) ⁵¹⁾	396	279	289	194
Max. towing capacity (kg) ¹⁵⁾	2,500	2,500	2,500	2,500
Max. number of seats with 3-point safety belt while driving ⁵⁰⁾	4	4	4	4
Rear bed dimensions (mm)	1,910 x 1,410 / 1,260	2,020 x 900 / 1,870 x 1,020	1,910 x 1,640 / 1,500	2,020 x 900 / 1,890 x 1,020
Seating area bed conversion dimensions (mm) ^{16)**}	-	-	1,600 x 1,145	1,600 x 1,145
Bed access height (mm)	640	990	900	990
Fridge volume / of which freezer compartment (l)	84 / 6	84 / 6	70 / 7.5	70 / 7.5
Heating system	Truma Combi 4	Truma Combi 4	Truma Combi 4	Truma Combi 4
Fresh water volume (l) ¹⁸⁾	80	100	100	100
Fresh water tank volume when filled for driving (l)	20	20	20	20
Waste water tank volume (l)	92	92	92	92
Battery capacity (Ah)	80	80	80	80
Sockets 230 V / 12 V / USB	3 / 1 / 1	3 / 1 / 1	3 / 1 / 1	3 / 1 / 1
Article no.	Standard	160540	160600	160630
	Coupé		160685	160700
	GT Skyview		160695	160710


* Fiat Ducato f40 chassis version option
 ** List price incl. registration documentation
 *** If choosing the pop-up roof family-for-4 package, the height of the vehicle is 2,690 mm
 **** in conjunction with special equipment

 Models available with pop-up roof family-for-4 package as an option

 Models available in "Charming" exclusive line Coupé or GT Skyview version

 You are advised to consult your dealer about the price that applies at the point in time when sale is agreed! ⁴³⁾

 Please carefully read the legal notes concerning weight-related information on pages 3-6 before concluding the contract!

 Alternatively, you can scan the QR code, and you will also receive all of the important information on the subject of weight!



	Diversity		First Class - Two Rooms
	600 DB K	640 LE K	640 LE RB
Base vehicle	Fiat Ducato 35 light	Fiat Ducato 35 light	Fiat Ducato 35 light
Base engine	Diesel 2.2 l (140 HP / 103 kW)	Diesel 2.2 l (140 HP / 103 kW)	Diesel 2.2 l (140 HP / 103 kW)
length / width / height (mm)***	5,990 / 2,100 / 2,590	6,355 / 2,100 / 2,590	6,355 / 2,100 / 2,590
Wheel base (mm)	4,035	4,035	4,035
Headroom in living area (mm)	1,900	1,900	1,900
Technically permissible gross vehicle weight (kg) ⁵²⁾	3,500 / 4,000*	3,500 / 4,000*	3,500 / 4,000*
Weight in running order (kg) ⁷⁾	2,854 (2,711 - 2,997)	2,944 (2,797 - 3,091)	2,944 (2,797 - 3,091)
Max. weight of additional equipment in series production specified by the manufacturer (kg) ⁵¹⁾	289	194	194
Max. towing capacity (kg) ¹⁵⁾	2,500	2,500	2,500
Max. number of seats with 3-point safety belt while driving ⁵⁰⁾	4	4	4
Rear bed dimensions (mm)	1,910 x 1,640 / 1,500	2,020 x 900 / 1,890 x 1,020	2,020 x 900 / 1,890 x 1,020
Seating area bed conversion dimensions (mm) ^{16)****}	1,600 x 1,145	1,600 x 1,145	1,600 x 1,145
Bed access height (mm)	900	990	990
Fridge volume / of which freezer compartment (l)	84 / 6	84 / 6	84 / 6
Heating system	Truma Combi 4	Truma Combi 4	Truma Combi 4
Fresh water volume (l) ¹⁸⁾	100	100	100
Fresh water tank volume when filled for driving (l)	20	20	20
Waste water tank volume (l)	92	92	92
Battery capacity (Ah)	80	80	80
Sockets 230 V / 12 V / USB	3 / 1 / 1	3 / 1 / 1	2 / 1 / 1
Article no.	Standard	160730	160720
	Coupé	160731	160642
	GT Skyview	160732	160672

* Fiat Ducato f40 chassis version option
 ** List price incl. registration documentation
 *** If choosing the pop-up roof family-for-4 package, the height of the vehicle is 2,690 mm
 **** in conjunction with special equipment

Article no.	217001	
Chassis package	Weight	
	kg	EUR
Parking assist system with sensors in rear		490
90-litre fuel tank		120
Charge booster ¹²⁾		210
Driver's cab blackout system on windscreen and side windows ⁸⁾		740
Pre-wiring for radio with roof antenna with DAB+, speakers (4x) ³⁴⁾		550
Height-adjustable passenger's seat		140
Pilot seats covered in the same material as the living area including padded armrests		770
Insect screen behind sliding door		680
Electrically adjustable and heated rear view wing mirrors		320
Electrically folding wing mirrors		220
Headlight frame in black		60
Total price of individual options		4,300
Package price	31.5	3,690
Your savings		610

Article no.	212104	
Habitation package	Weight	
	kg	EUR
Interior roof cladding with microfibre, climate-regulating lining		460
Ceiling canopy in living area with indirect LED ambient lighting		410
Kitchen upgrade ⁴⁾		240
High-quality cold foam mattress on rear bed		350
Truma CP Plus digital control panel		100
Luggage compartment lashing system		150
Waste water tank in insulated housing		300
Total price of individual options		2,010
Package price	5.5	1,710
Your savings		300

Article no.	216285		216291	
Chassis Plus package*	Weight	f35 manual	f40 / f35 in conjunction with automatic**	
	kg	EUR	EUR	
Leather steering wheel and gear knob		310	310	
Dashboard finish: Ventilation grille in chrome		240	240	
16-inch alloy wheels for f35 light chassis		1,090	-	
16-inch alloy wheels for f40 heavy chassis / f35 in conjunction with 8-speed automatic torque converter		-	950	
Multi-functional steering wheel (radio remote control via control buttons) ⁶³⁾		310	310	
Driver's cab automatic air conditioning ¹³⁾		540	540	
Inductive mobile phone charging tray		340	340	
Digital instrument cluster with colour display in dashboard ⁴⁰⁾		360	360	
Keyless Entry & Go		650	650	
Electric handbrake		690	690	
Body-coloured bumper		510	510	
Skid plate black		90	90	
Fog lights with cornering lights		250	250	
Total price of individual options		5,380	5,240	
Package price	18/-12.5	5,100	4,990	
Your savings		280	250	

* As standard for "Charming" exclusive models

** For f40 chassis version in conjunction with manual transmission or 8-speed automatic torque converter, for f35 chassis version in conjunction with 8-speed automatic torque converter

Equipment packages

Article no.

217002

Driver's Assistance package (camera and radar-based) ⁸⁾*	Weight	
	kg	EUR
Active brake assistant with pedestrian and cyclist detection		✓
Active lane departure warning system		✓
High beam assist		✓
Traffic sign recognition		✓
Rain and light sensor		✓
Active cruise control		✓
Intelligent speed assistant		✓
Driver drowsiness detection		✓
Tyre pressure sensors		✓
Package price	0.5	2,190

* Driver's assistance package only in conjunction with Chassis Plus package and Fiat 10.1" multimedia system

Article no.

211108

Winter package	Weight	
	kg	EUR
Insulating mats for windscreen and side windows in driver's cab		290
Insulating mat for rear doors		220
Additional heating of waste water tank and waste water pipes		1,050
Removable carpet for driver's cab		190
Removable carpet for living area		330
Total price of individual options		2,080
Package price	29.5	1,900
Your savings		180

Article no.

410001

Pop-up roof family-for-4 package ^{16) 38)}	Weight	
	kg	EUR
Hybrid pop-up roof made from ultra-sturdy GRP		✓
"Protect" sandwich material		✓
Mattress support for ventilation		✓
Artificial leather lining on inside of roof		✓
Rain gutter above sliding door		✓
Package price	105	4,990

Article no.		€ incl. 19 % VAT	kg	Compact		comfort		Diversity		fc
				540 DB	600 LE	600 DB	640 LE	600 DB K	640 LE K	640 LE RB
Fiat Ducato chassis										
Engine variants left-hand drive 6e (Light Duty)										
310050	Engine 140 HP/ 103 kW, Euro 6e, f35 light, manual transmission, left-hand drive ^{15) 21)}	Standard	-	X	X	X	X	X	X	X
310051	Engine 140 HP/ 103 kW, Euro 6e, f35 light, 8-speed automatic torque converter, left-hand drive ^{14) 15) 21)}	3,990	60	○	○	○	○	○	○	○
310052	Engine 140 HP/ 103 kW, Euro 6e, f40 light, manual transmission, left-hand drive ^{5) 15) 21)}	1,350	40	-	○	○	-	○	-	-
310053	Engine 140 HP/ 103 kW, Euro 6e, f40 heavy, 8-speed automatic torque converter, left-hand drive ^{5) 14) 15) 21)}	5,340	60	-	○	○	-	○	-	-
310055	Engine 180 HP / 132 kW, Euro 6e, f35 light, 8-speed automatic torque converter, left-hand drive ^{14) 15) 21)}	8,500	60	○	○	○	○	○	○	○
Engine variants left-hand drive V6e (Heavy Duty)										
310068	Engine 140 HP / 103 kW, Euro V6e, f40 heavy, 8-speed automatic torque converter, left-hand drive ^{5) 15) 21) 14)}	5,600	60	-	○	○	○	○	○	○
310071	Engine 180 HP / 132 kW, Euro V6e, f40 heavy, 8-speed automatic torque converter, left-hand drive ^{5) 14) 15) 21)}	10,110	60	-	○	○	○	○	○	○
Other chassis options Fiat										
310687	Tow bar preparation	290	0	○	○	○	○	○	○	○
331615	Fiat full LED headlights	1,350	-	○	○	○	○	○	○	○
310686	Removable tow bar ^{15) 3)}	1,350	36	○	○	○	○	○	○	○
310305	Double leaf spring rear axle on f35 chassis	270	17	○	○	○	○	○	○	○
960004	Spare wheel instead of standard Fix & Go repair kit	410	39	-	-	-	○	-	○	○
710030	Fiat 10.1" multimedia system incl. sat nav, Motorhome route guidance and DAB+ ³⁹⁾	2,100	3	○	○	○	○	○	○	○
Main cabin exterior										
410233	Exterior colour White	-	-	X	X	X	X	X	X	X
410225	Exterior colour Metallic Black	1,100	3	○	○	○	○	○	○	○
410226	Exterior colour iron grey	1,100	3	○	○	○	○	○	○	○
410235	Exterior colour Artense Grey	1,100	3	○	○	○	○	○	○	○
410236	Exterior colour Expedition Grey	850	-	○	○	○	○	○	○	○
410522	Roof-mounted awning, length 325 cm ¹⁷⁾	1,330	25	○	-	-	-	-	-	-
410525	Roof-mounted awning, length 370 cm ¹⁷⁾	1,410	30	-	○	○	-	○	-	-
410535	Roof-mounted awning, length 400 cm ¹⁷⁾	1,440	35	-	-	-	○	-	○	○
410527	Side wall awning, length 325 cm (only in conjunction with family-for-4 package) ¹⁷⁾	1,330	25	○	-	-	-	-	-	-
410526	Side wall awning, length 375 cm (only in conjunction with family-for-4 package) ¹⁷⁾	1,410	30	-	○	○	-	○	-	-
410536	Side wall awning, length 400 cm (only in conjunction with family-for-4 package) ¹⁷⁾	1,440	35	-	-	-	○	-	○	○
410690	LED light strip on side wall awning ³⁷⁾	290	1	○	○	○	○	○	○	○
410691	LED exterior lighting incl. rain gutter ⁴⁷⁾	300	2	○	○	○	○	○	○	○
410400	PREMIUM WINDOW on passenger's side in rear bed area	440	5	-	○	○	X	○	X	X
410411	Porthole window in rear area, driver's side 2x ²⁰⁾	490	6	-	-	○	-	○	-	-
410412	Porthole window in rear area, passenger's side 2x ²⁰⁾	490	6	-	-	○	-	○	-	-
410410	Porthole window in rear area, driver's/passenger's side 2x each ²⁰⁾	540	7	-	-	-	○	-	○	○
410420	PREMIUM WINDOW in washroom ¹⁶⁾	300	2	-	-	○	○	○	○	○
410003	Mini-Heki skylight in hybrid pop-up roof	350	3	○	○	○	○	○	○	○
410915	Bike rack for two bicycles, black	690	8	○	○	○	○	○	○	○
410916	Pedelec and bike rack for tow bar, folding ⁶²⁾	870	20	○	○	○	○	○	○	○
410510	Insulating mat for rear doors	220	8	●	●	●	●	●	●	●
410515	Insulating mat for windscreen and side windows in driver's cab	290	10	●	●	●	●	●	●	●
Electrical system										
510270	Socket package: 3 x USB sockets / 2 x 230 V sockets ²⁴⁾	490	3	○	○	○	○	○	○	○
510256	USB socket in pop-up roof ⁴⁵⁾	110	0.5	○	○	○	○	○	○	○
510010	Additional 80 Ah on-board gel battery ²⁵⁾	540	26	○	○	○	○	○	○	○
510053	150 Ah lithium-ion battery incl. battery computer and separate touch display ¹¹⁾	2,410	-9.5	○	○	○	○	○	○	○
510150	Pre-wiring for solar system ¹⁶⁾	240	2	○	○	○	○	○	○	○

Special equipment

Article no.		€ incl. 19 % VAT	kg	Compact		comfort		Diversity		fc
				540 DB	600 LE	600 DB	640 LE	600 DB K	640 LE K	
Gas Water Heating										
650146	Truma Combi 6 E (operated by gas/electricity) ²⁶⁾	890	2	○	○	○	○	○	○	○
650136	Truma Combi 6 D+E incl. height kit (operated by diesel/electricity) ²⁶⁾	1,490	2	○	○	○	○	○	○	○
650125	Truma Duo Control CS with crash sensor and automatic switchover ^{19) 59)}	440	3	○	○	○	○	○	○	○
650126	Gas filter for Truma Duo Control CS (recommended, only in conjunction with Truma Duo Control CS) ³⁶⁾	220	0.5	○	○	○	○	○	○	○
610355	Additional heating of waste water tank and waste water pipes	1,050	2	●	●	●	●	●	●	●
Kitchen										
550078	138-litre compressor fridge	490	4,5	-	-	○	○	-	-	-
Radio Multimedia TV Satellite										
710029	Pioneer 9" multimedia system incl. sat nav, Motorhome route guidance and DAB+ ¹⁾	1,560	3	○	○	○	○	○	○	○
710028	Pioneer 6.8" radio/moniceiver incl. DAB+ ²⁷⁾	650	2.5	○	○	○	○	○	○	○
710240	Pre-wiring for reversing camera (for single-lens camera) ⁴⁴⁾	240	1	○	○	○	○	○	○	○
710230	Analogue reversing camera system with single lens ³⁰⁾	860	3	○	○	○	○	○	○	○
710231	Digital reversing camera system with single lens ⁴⁵⁾	1,100	3	○	○	○	○	○	○	○
710527	24" Smart LED TV with TV bracket incl. connecting kit ²⁾	1,460	10	○	○	○	○	○	○	○
710150	Pre-wiring for satellite system ¹⁶⁾	240	1	○	○	○	○	○	○	○
Interior										
810034	Cherry Style World of Style ²⁹⁾	690	-	○	○	○	○	○	○	○
810120	Removable carpet for driver's cab	190	2	●	●	●	●	●	●	●
810100	Removable carpet for living area	330	7.5	●	●	●	●	●	●	●
810690	Conversion kit to convert seating area into a bed with additional cushion ¹⁶⁾	460	12	-	-	○	○	○	○	○
810271	Cushion insert for lengthways single beds for lying surface extension ⁴²⁾	460	2	-	-	-	○	-	○	○
810710	Additional exterior mounting rail for table ³¹⁾	130	-	○	○	○	○	○	○	-
810750	Malibu table and chair set, incl. Malibu logo and carry bags ³²⁾	320	14	○	○	○	○	○	○	○
810755	Removable double floor in rear storage compartment (for two levels) ¹⁰⁾	210	8	○	○	○	○	○	○	○
Living area fabrics World of Living										
850304	London 25 - fabric combination	Standard	-	X	X	X	X	X	X	X
850324	Santorini - Antara - fabric combination	Standard	-	X	X	X	X	X	X	X
850334	Lisbon 25 - Antara fabric combination	Standard	-	X	X	X	X	X	X	X
850620	Cambridge 25 - Antara - fabric combination	Standard	-	X	X	X	X	X	X	X
850314	Paris - quilted upholstery combination	420	-	○	○	○	○	○	○	○
850640	Davos - textile leather - fabric combination	420	1	○	○	○	○	○	○	○
850404	Ancona 25 - textile leather - fabric combination	420	1	○	○	○	○	○	○	○
850364	Ivory part leather - leather - fabric combination	1,490	2	○	○	○	○	○	○	○
850374	Marone 25 part leather - leather - fabric combination	1,490	2	○	○	○	○	○	○	○
850690	Ivory leather	2,300	3	○	○	○	○	○	○	○
850740	Macchiato leather	2,300	3	○	○	○	○	○	○	○
850502	World of sleeping & décor set: Decorative cushions, bed throw, fitted sheet set ³⁵⁾	410	3.5	○	○	○	○	○	○	○

Additional legal and technical information concerning vehicle weights / weight tolerance in running order

- 7) In accordance with EU Implementing Regulation No. 2021/535, the weight in running order corresponds to the (unladen) weight of the vehicle with factory-installed standard equipment (including lubricants, tools, tyre repair kit) plus driver (75 kg), 90% full fuel tank, fresh water tank when driving (20 l), 100% full aluminium gas bottle. The weight specified by the manufacturer for additional equipment is basically dependent on the weight in running order, and is reduced by installing additional equipment (equipment packages, special equipment). Please note that the actual weight which is specified in the Certificate of Conformity (CoC) is also a standard value. Since the weight in running order – as part of the actual weight – has a legally permissible tolerance of $\pm 5\%$, the actual weight can deviate from the specified nominal value accordingly. Detailed information can be found on page 3, no. 2.
- 15) Towing capacity 2,500 kg taking the total towing weight into consideration, chassis model F35 6,000 kg and F40 6,500 kg.
- 50) The specification of the maximum permissible number of seats refers to the respective vehicle weight in the series production condition without additional equipment, and specifies the maximum possible number of persons who can be seated while driving. The number of seats also depends on the weight and the axle load. It can therefore be reduced if additional equipment (equipment packages, special equipment) is installed, or it may only be achieved if the vehicle load is increased. Detailed information can be found on page 4, no. 3.
- 51) When selecting and configuring your vehicle, the maximum weight for additional equipment specified by the manufacturer must not be exceeded. The maximum weight for additional equipment specified by the manufacturer is intended to ensure that the legally prescribed minimum payload is also actually available for the vehicle payload after delivery of a vehicle by the manufacturer. This means that only a certain amount of additional equipment can be ordered and installed in the factory, in order to leave a sufficient weight allowance available for luggage and other accessories (the so-called payload) without exceeding the technically permissible gross weight. Detailed information can be found on page 5, no. 5.
- 52) The technically permissible gross vehicle weight describes the layout-based maximum permissible weight specified by the manufacturer that your Motorhome is allowed to weigh when loaded (e.g. 3,500 kg, 4,500 kg). The technically permissible gross weight of the vehicle (e.g. 3,500 kg) must not be exceeded under any circumstances while driving. Detailed information can be found on page 3, no. 1.

General

- 1) Multimedia system option with touchscreen, monitor function for optional reversing camera. Wireless Apple CarPlay / Android Auto, Bluetooth, USB interface for the connection of portable devices.
- 2) Smart TV with receiver and DVB-T2 tuner (USB, HDMI, full HD). TV position above lounge seating area on bathroom wall. Omission of designer shelves above lounge seating area if 24" Smart LED TV option chosen.
- 3) Considerably more difficult to retrofit.
- 4) Kitchen upgrade: Fronts in matt ivory, worktop extension, divided sink cover with chopping board. 600 DB, 640 LE models with wall bracket. 640 LE RB model: without worktop extension.
- 5) Fiat Ducato F40 option, including 16-inch steel wheels.
- 6) Mud flaps option not available in conjunction with Fiat Ducato F40.
- 7) In accordance with EU Implementing Regulation No. 2021/535, the weight in running order corresponds to the (unladen) weight of the vehicle with factory-installed standard equipment (including lubricants, tools, tyre repair kit) plus driver (75 kg), 90% full fuel tank, fresh water tank when driving (20 l), 100% full aluminium gas bottle. The weight specified by the manufacturer for additional equipment is basically dependent on the weight in running order, and is reduced by installing additional equipment (equipment packages, special equipment). Please note that the actual weight which is specified in the Certificate of Conformity (CoC) is also a standard value. Since the weight in running order – as part of the actual weight – has a legally permissible tolerance of $\pm 5\%$, the actual weight can deviate from the specified nominal value accordingly. Detailed information can be found on page 3, no. 2.
- 8) When selecting a driver's assistance package, there is a cut-out for the camera casing in the camera position area (top centre) with the driver's cab blackout system.
- 9) Child seats with restraint systems must not be installed on the passenger's seat.
- 10) Removable double floor in rear storage compartment with limited bearing load (surface load) of max. 95 kg.
- 11) The optional lithium-ion batteries replace the standard gel battery/batteries. Battery status indicator, accessible via free app for Android and iOS and touch display.
- 12) The charge booster is incorporated between the alternator and the starter and also the habitation battery, and ensures that the alternator generates power during travel until the batteries are charged. In the event of unfavourable conditions, manual readjustment of the air-conditioning system may be necessary.
- 14) 8-speed automatic torque converter in F35 only possible in conjunction with 16-inch steel wheels or 16-inch alloy wheels.
- 15) Towing capacity: 2,500 kg taking the total towing weight into consideration (chassis version F35 6,000 kg and F40 6,500 kg), 120 kg max. rack load, 75 kg (e.g. bike rack), tow bar with removable trailer ball. Only in conjunction with Tow bar preparation.
- 16) In conjunction with family-for-4 package: The standard skylights above the seating area and in the washroom are omitted. Hybrid pop-up roof only possible in conjunction with PREMIUM WINDOW option in washroom (except in compact models). Not possible in conjunction with seating area to bed conversion kit, solar system pre-wiring, or sat nav pre-wiring options. In 540 DB and 600 LE models, there is a forced ventilation system on the passenger's side.
- 17) Position of holding clips for awning crank in DB models: above rear storage compartment; LE models: in rear storage compartment, awning housing; aluminium anthracite. Side wall awning only available in conjunction with optional LED light strip on awning.
- 18) The specified fresh water volume already includes the volume of the boiler.
- 19) In the basic configuration when calculating the weight in a running order, only one 100% full aluminium gas bottle at 16.5 kg is taken into consideration. The "DuoControl CS with crash sensor" option (automatic switchover and de-icing function) can in principle also be operated with one connected gas bottle. When connecting and using a second gas bottle, the remaining load capacity of your vehicle will be reduced by 16.5 kg if an aluminium gas bottle is used. Steel gas bottles are around 5 kg heavier.
- 20) Porthole window option In the 640 LE, 640 LE K, and 640 LE RB models, only one window on the driver's side can be opened. In the 600 DB and 600 DB K models, the windows on the driver's side cannot be opened. Porthole window not in conjunction with Malibu PREMIUM WINDOW on passenger's side in rear bed area. 640 LE / 640 LE RB / 640 LE K models: Porthole windows replace the standard Malibu PREMIUM WINDOW on the passenger's side.
- 21) 4-cylinder engine with 2.2 l. 140 HP engine: 350 / 380 Nm, engine 180 HP: 380 / 450 Nm.
- 24) Socket package option: 2 x USB sockets in the sleeping area on the driver's and passenger's side, 1 x 230 V socket under the rear bed right in front of the storage compartment (and thus accessible from living area and rear storage compartment), 1 x USB socket and 1 x 230 V socket in bench seat.
- 25) Additional 80 Ah on-board gel battery option recommended for all models.
- 26) Additional battery recommended.
- 27) Radio/moniceiver option with touchscreen in driver's cab, Bluetooth, monitor function for optional reversing camera and USB interface for connecting portable devices.
- 29) Cherry Style World of Style: Furniture in a two-tone look with Noble Cherry finish and high-gloss ivory fronts, with wood details, overhead storage cabinet bases in matt ivory.
- 30) Analogue reversing camera only in conjunction with radio or Pioneer multimedia system. Only in conjunction with pre-wiring for reversing camera. Digital reversing camera only in conjunction with Fiat 10.1" multimedia system.
- 31) Mounted on back of kitchen.
- 32) Malibu table and chair set option, consisting of two camping chairs incl. Malibu logo, carry bags and a table.
- 33) The collision braking system automatically triggers braking in the event of a collision in order to prevent or lessen the effects of a possible secondary collision.
- 34) Speaker in driver's cab (2x) and lounge seating area (2x).
- 35) Malibu world of sleeping & décor set consisting of one or three decorative cushions (depending on model), a jacquard bed throw with woven Malibu logo and a fitted sheet set for the rear bed of the respective model. A fitted sheet set is not supplied for the optional cushion insert.
- 36) It is recommended to order the gas filter in conjunction with the Truma DuoControl CS option, since the manufacturer of the Truma DuoControl invalidates the warranty if the gas pressure regulator and valves become defective or damaged because of oil or other foreign materials in the liquid gas.
- 37) Only available in conjunction with side wall awning option.
- 38) In conjunction with the pop-up roof family-for-4 package in the 600 LE / 600 DB / 600 DB K models, the standard Mini-Heki skylight in the rear area is replaced with a Micro-Heki skylight. In 540 DB model, the Mini-Heki skylight in the rear area is omitted.
- 39) State-of-the-art multimedia system with 10.1" display, Bluetooth connectivity with audio streaming and hands-free function, smartphone integration via Android Auto or Apple CarPlay, USB interface for connecting portable devices.
- 40) Digital instrument cluster with colour display for optimal pairing with the Fiat 10.1" multimedia system for display of 3D navigation maps and driver's assistance systems.
- 42) With the lying surface extension option, a pull-out step is added to the access step for the rear bed.
- 43) The prices are recommended retail prices. Because of the cost and price developments on the procurement markets, which are extremely volatile and can therefore not be calculated over the long term, we reserve the right to both adjust our prices for our dealers during the year, and adjust our recommended retail prices accordingly. Of course, we endeavour to offer reasonable prices to the market at all times. You are advised to consult your dealer about the price that applies at the point in time when the contract is concluded.
- 44) Not in conjunction with Fiat 10.1" multimedia system.
- 45) In conjunction with the Fiat 10.1" multimedia system, no separate reversing camera pre-wiring is available. This means that it is considerably more difficult to retrofit a reversing camera.
- 46) USB socket in pop-up roof only in conjunction with socket package and pop-up roof family-for-4 package.
- 47) Not available in conjunction with pop-up roof family-for-4 package as this already contains a rain gutter.
- 59) Recommended for 540 DB model.
- 62) Only in conjunction with removable tow bar. Available from November 2024.
- 63) The multifunctional steering wheel is obligatory if the Chassis Plus package is not selected.

General Notes

- The price information shown includes the legally applicable rate of VAT of 19% and excludes shipping and transport costs.
- Some vehicles are shown with special features which are available at extra cost.
- This information is subject to changes in price, design and equipment, as well as errors. The details relating to delivery contents, appearance and performance represent the available information at the time of printing.
- If our suppliers change product descriptions during the season, we reserve the right to deliver a part type of equivalent value.
- Price, dimensions and weights subject to change. The statutory VAT deduction applicable at the time of delivery shall apply. All prices are non-binding recommended prices ex works. In the case of price adjustments by sub-contractors or base vehicle manufacturers, the prices will be modified accordingly.
- Mattress sizes can differ from the specified bed dimensions
- The installation of optional extras can result in loss of storage space.
- The mounting of solar energy and satellite systems depends on the available roof area.
- Any change to the factory condition of your vehicle can negatively affect driving quality and safety.
- Any structural alteration to the vehicle renders liability claims void. The same applies if the customer makes changes to the paintwork/colour of body components
- Some special features can not be installed in all models. Your Malibu dealer is happy to inform you about installation and technical details for your desired model.
- Prices for optional extras apply to ex works installation (not retrofitting). These extras must be ordered in good time before the vehicle goes into production. For information on this, please contact your Malibu dealer directly.
- Deviations from the textures and colours in the illustrations are permitted in as far as they are due to the nature of the materials used and/or are usual in the trade. The same applies to technical changes to the vehicle as long as the overall product quality remains the same or is improved, and the intended use is not affected.

- It is possible that inferior-quality clothing can leave marks on the seat covers. This means that the seat covers can become discoloured or the dye from the fabrics can rub off. We do not accept any liability for this kind of discolouration.
- We recommend always using Malibu accessories and having them installed in our factory. We do not accept any liability for damage caused by products that are not approved by Malibu or by non-permitted modifications. This particularly applies to the installation of parts by workshops that are not authorised by Malibu. You should therefore always have repairs or retrofits carried out by authorised Malibu trading partners and insist on genuine Malibu accessories.
- The water supply system complies with the state of the art in accordance with DIN 2001-2.



You can find information on the various tyre labels here

Discover our Malibu Vans
on our social media channels:



More information about Malibu can be found at
www.malibu-vans.com

© Malibu GmbH & Co. KG | Carthago Ring 1 | 88326 Aulendorf | Germany

Tel. +49 (0)7525 / 9200-0

Publication of this price list renders all previous price lists invalid. Changes may occur during the model year after the editorial deadline for this printed document in July 2024. The manufacturer reserves the right to make structural and design changes that become necessary, provided that they are in the interest of technical progress and are reasonable for the customer, plus changes to equipment, differences in colour combinations or individual colour shades, material quality differences and changes to the delivery contents on the part of the manufacturer. This also applies to colour differences on basic vehicles, insofar as they are a result of changes made by the basic vehicle manufacturer. Please consult your dealer for detailed advice concerning the status of the current product or series.

The information about the delivery contents, appearance, performance, dimensions and weights of the vehicles (differences within the scope of the factory tolerances (+/- 5% max.) are possible and permissible) corresponds to the available knowledge at the time of going to print. Reprinting of this document, or even extracts thereof, is only permitted if written authorisation is obtained from Malibu GmbH & Co. KG beforehand. The information in this publication is compliant with the German StVO and StVZO (road traffic and road traffic licensing regulations). Mistakes, printing errors and translation errors excepted. All information is based on the characteristics of the German market.

Printed in Germany
1024 / V4



malibu
a company of carthago